


Kreativtagebuch



Ein 30-Tage-Journal mit Anleitung



Freiform

Erstellt mit LoomJournals

So verwendest du dieses Journal

Willkommen bei deinem Journal! Hier sind einige Tipps, um das Beste daraus zu machen:

- 1 Nimm dir jeden Tag ein paar Minuten zum Schreiben
- 2 Sei ehrlich und schreibe frei, ohne zu urteilen
- 3 Versuche, jeden Tag zur gleichen Zeit zu schreiben, um eine Gewohnheit aufzubauen
- 4 Lies deine Einträge wöchentlich durch, um Muster zu erkennen



Scanne für eine ausführliche Anleitung zu diesem Journal

Datum: _____

Topic: _____

A large grid of small dots, arranged in approximately 20 columns and 30 rows, covering the majority of the page. This grid is intended for writing notes or a story.

Datum: _____

Topic: _____

A large grid of small dots, arranged in approximately 20 columns and 30 rows, covering the majority of the page. This grid is intended for the user to write their thoughts or notes related to the topic.

Datum: _____

Topic: _____

A large grid of small dots, arranged in approximately 25 columns and 35 rows, covering the majority of the page. This grid is intended for the user to write their thoughts or observations during the day.

Datum: _____

Topic: _____

A large grid of small dots, arranged in approximately 25 columns and 35 rows, covering the majority of the page. This grid is intended for the user to write their thoughts or observations during the creative process.

Datum: _____

Topic: _____

A large grid of small dots, arranged in approximately 25 rows and 40 columns, intended for writing notes or a journal entry.

Datum: _____

Topic: _____

A large grid of small dots, arranged in approximately 25 columns and 35 rows, covering the majority of the page. This grid is intended for writing notes or a journal entry.

Datum: _____

Topic: _____

A large grid of small dots, arranged in approximately 25 columns and 35 rows, covering the majority of the page. This grid is intended for the user to write their thoughts or notes related to the topic.

Datum: _____

Topic: _____

A large grid of small dots, arranged in approximately 25 rows and 40 columns, intended for writing notes or a story.

Datum: _____

Topic: _____

A large grid of small dots, arranged in approximately 25 columns and 35 rows, covering the majority of the page. This grid is intended for the user to write their notes or observations.


Datum: _____

Topic: _____

A large grid of small dots, arranged in approximately 25 columns and 35 rows, intended for writing notes or a journal entry.

Datum: _____

Topic: _____



Datum: _____

Topic: _____

A large grid of small dots, arranged in approximately 25 rows and 40 columns, intended for writing notes or a journal entry.


Datum: _____

Topic: _____

A large grid of small dots, arranged in approximately 25 columns and 35 rows, covering the majority of the page. This grid is intended for writing notes or a journal entry.

Datum: _____

Topic: _____



Datum: _____

Topic: _____




Datum: _____

Topic: _____

A large grid of small dots, arranged in approximately 30 rows and 40 columns, intended for writing notes or a journal entry.

Datum: _____

Topic: _____



Datum: _____

Topic: _____

A large grid of small dots, arranged in approximately 20 columns and 30 rows, covering the majority of the page. This grid is intended for the user to write their thoughts or observations related to the topic.

Datum: _____

Topic: _____

A large grid of small dots, arranged in approximately 25 columns and 35 rows, intended for writing notes or a journal entry.

Datum: _____

Topic: _____

A large grid of small dots, arranged in approximately 25 columns and 35 rows, covering the majority of the page. This grid is intended for taking notes or drawing during the journaling process.


Datum: _____

Topic: _____

A large grid of small dots, arranged in approximately 20 columns and 30 rows, covering the majority of the page. This grid is intended for the user to write their thoughts or notes related to the topic.

Datum: _____

Topic: _____



Datum: _____

Topic: _____



Datum: _____

Topic: _____

A large grid of small dots, arranged in approximately 20 columns and 30 rows, covering the majority of the page. This grid is intended for the user to write their thoughts or observations related to the topic.


Datum: _____

Topic: _____



Datum: _____

Topic: _____



Datum: _____

Topic: _____

A large grid of small dots, arranged in approximately 25 columns and 35 rows, covering the majority of the page. This grid is intended for the user to write their thoughts or notes related to the topic.

Datum: _____

Topic: _____

A large grid of small dots, arranged in approximately 30 rows and 40 columns, covering the majority of the page. This grid is intended for the user to write their thoughts or observations during the day.

Datum: _____

Topic: _____

A large grid of small dots, arranged in approximately 25 rows and 40 columns, intended for writing or drawing.

Datum: _____

Topic: _____

A large grid of small dots, arranged in approximately 25 columns and 35 rows, covering the majority of the page. This grid is intended for the user to write their notes or observations.