


Dnevnik skiciranja



Vođeni dnevnik od 30 dana



Slobodni oblik

Izrađeno pomoću LoomJournals

Kako koristiti ovaj dnevnik

Dobrodošli u svoj dnevnik! Evo nekoliko savjeta kako da ga najbolje iskoristite:

- 1 Svaki dan odvojite nekoliko minuta za pisanje
- 2 Budite iskreni i pišite slobodno bez prosuđivanja
- 3 Pokušajte pisati u isto vrijeme svaki dan kako biste izgradili naviku
- 4 Pregledajte svoje zapise tjedno kako biste uočili obrasce

-
- Ispišite dnevnik i držite ga na stolu ili u torbi
 - Svakodnevno sjednite - čak i 5-10 minuta skiciranja vrijedi
 - Ispunite poticaj za temu kako biste usmjerili pogled prije crtanja
 - Zabilježite svoj medij (olovka, tuš, akvarel) za buduću referencu
 - Ponovo pregledajte stare stranice mjesečno kako biste vidjeli kako se vaš stil razvija




Skenirajte za detaljan vodič o korištenju ovog dnevnika

Datum: _____



Datum: _____




Datum: _____




Datum: _____




Datum: _____




Datum: _____




Datum: _____



Datum: _____



Datum: _____




Datum: _____




Datum: _____




Datum: _____




Datum: _____



Datum: _____




Datum: _____




Datum: _____




Datum: _____




Datum: _____



Datum: _____



Datum: _____




Datum: _____



Datum: _____




Datum: _____



Datum: _____



Datum: _____



Datum: _____




Datum: _____



Datum: _____



Datum: _____



Datum: _____

