


Sketch Journal



Diario Guidato di 30 Giorni



Formato libero



Creato con LoomJournals

Come Usare Questo Diario

Benvenuto nel tuo diario! Ecco alcuni consigli per sfruttarlo al meglio:

1 Dedica qualche minuto ogni giorno alla scrittura

2 Sii onesto e scrivi liberamente senza giudicarti

3 Cerca di scrivere alla stessa ora ogni giorno per creare un'abitudine


4 Rileggi le tue annotazioni settimanalmente per notare gli schemi

-
- Print the journal and keep it on your desk or in your bag
 - Sit down daily — even 5–10 minutes of sketching counts
 - Fill in the subject prompt to focus your eye before drawing
 - Note your medium (pencil, ink, watercolor) for future reference
 - Revisit old pages monthly to see how your style evolves



Scansiona per una guida dettagliata su come usare questo diario


Data:




Data:




Data:



Data:




Data:




Data:




Data:




Data:




Data:




Data:




Data:




Data:




Data:




Data:




Data:




Data:




Data:




Data:




Data:




Data:




Data:




Data:




Data:




Data:




Data:




Data:



Data:



Data:



Data:



Data:

